


Year One Phonics Screening Check



Information for Parents
4th March 2020





What is Phonics?

- Children begin to learn phonics (sounds) in nursery and reception.
- Once children begin to learn sounds, they are used orally to identify and make words.
- Children then learn the letters which make each of the sounds and these are used for reading and spelling.
- There are 6 phases to learning phonics.





What is the Phonics Screening Check?

- Children in Year 1 throughout the country will all take part in a phonics screening check in the week beginning **8th June 2020**.
- The phonics screening check is designed to confirm whether individual children have learnt phonic decoding and blending skills to an appropriate standard.

What happens during the test?

- The test contains 40 words split into 2 sections.
- Each child sits 1:1 with their teacher and reads the words aloud.
- The test takes approximately 5-10 minutes per children, however, all children are different and can complete the test at their own pace. If a break is needed for a child then this can be taken.






What is in the test?

- The test contains 40 words.
- The list of words the children will read is a combination of 20 real words and 20 pseudo words (alien words).


Pseudo Words (alien words)

- Pseudo words are shown to your child with a picture of an alien.
- This makes them aware that it is not a real word so that they don't try and turn it into a real word.
- Pseudo words are included because they will be new to all pupils; they do not favour children with a good vocabulary or visual memory of words.



Section 1

sut




yad



dop



uct



Section 2

crust

trails

strip

scraps

2019

Phonics

Screening check: answer sheet

First name

Last name

Screening check responses: Please tick the appropriate box for each word. The use of the comment box is optional.

Section 1				Section 2			
Word	Correct	Incorrect	Comment	Word	Correct	Incorrect	Comment
sut				vaw			
yad				meast			
dop				waib			
uct				zome			
meck				brend			
shig				throst			
joil				stret			
chort				spraw			
blem				few			
drell				fried			
fusp				beak			
quisk				cute			
shop				crust			
yell				trails			
peel				strip			
check				scraps			
plug				label			
sweep				vanish			
soft				blossom			
yards				thankful			

Total correct



Reporting to Parents

By the end of the summer term, all schools must report their child's results to parents. They also confirm if the child has met the standard threshold. Children who do not achieve the expected standard will retake the test when they are in Year 2.

What happens to the results?

The Department for Education analyse the results of the test to see how children are achieving nationally in phonics.

School analyse their own data to inform future teaching and planning..





How can I help my child at home?

- Play lots of sound and listening games with your child.
- Read as much as possible to and with your child.
- Encourage and praise – get them to have a ‘good guess’.
- If your child is struggling to decode a word, help them by encouraging them to say each sound in the word from left to right.
- Blend the sounds by pointing to each one, e.g. /c/ in cat, /p/ in pat, /ng/ in sing, /ee/ in been. Next move your finger under the whole word as you say it.
- Discuss the meaning of words if your child does not know what they have read.



PhonicsPlay.co.uk

[Logout](#)

Search  Custom Search

Home

Phase 1

Phase 2

Phase 3

Phase 4

Phase 5

Phase 6

Teachers

Welcome to the subscription area

Teachers

Parents

<https://www.phonicsplay.co.uk/>

OxfordOWL My class login Help Janus Login

Oxford OWL

[Home](#) [Learning at home](#) [Learning at school](#) [Find a book](#) [Kids' activities](#) [About us](#) [Blog](#)

[Advice for parents](#) > [Reading at home](#) > [Phonics made easy](#)

Phonics made easy



Learning to read using phonics

If you have a child in their first year of primary school, there is a good chance you will have come across the word 'Phonics'. Phonics is a method of learning to read words that is taught right from the start of Reception.

Reading at home

- [Phonics made easy](#)
- [Ages 3 - 4](#)
- [Ages 4 - 5](#)
- [Ages 5 - 6](#)
- [Ages 6 - 7](#)

<https://home.oxfordowl.co.uk/reading/learn-to-read-phonics/>



Helpful Websites

- <https://www.gov.uk/government/publications/phonics-screening-check-sample-materials-and-training-video> (Department for Education information on the phonics screening check)
- <https://home.oxfordowl.co.uk/reading/learn-to-read-phonics/> (Information for parents on helping children to learn phonics)
- <https://www.phonicsplay.co.uk/> (Phonics games)
- <https://www.topmarks.co.uk/english-games/5-7-years/letters-and-sounds> (Phonics games)
- <https://readingeggs.co.uk/articles/2016/01/25/phonics-games/> (Article on games you can play at home)



Helpful Books

Most books will assist children with their phonics learning but they are not a necessary addition to your child's home learning. If you do feel like you would like one, these are the ones I would look at first.

- CGP Phonics 10-Minute Weekly Workouts
- Ready to Write – Let's Learn Phonics
- Help with Homework KS1 – Phonics
- Letts Make it easy... Maths & English Age 5-6
- Year 1 English Phonics (Book 1,2,3) Targeted Practice Books
- Help your kids with English – Carol Vorderman (this book is directed towards parents and is helpful for understanding how we teach English throughout your child's schooling)

Any questions?